




The Five Little Dragons



1




2



3



4




5

INSTRUCTIONS: Cut this paper on the dotted line above. Add anything else you like (sky, grass, bugs, flowers, clouds, etc.). Don't forget to color the cover if you want! Now you are ready to make the book. Turn the paper over, and fold on the line next to the number 5. Keep folding on the other lines, making your book smaller and smaller! Now open it up, and see your five dragons. As you sing the song, you can keep folding the book back up as the dragons "go away." At the end of the song, open it all the way up when the dragons come back!


The Five Little Dragons




1




2



3



4



5

INSTRUCTIONS: Cut this paper on the dotted line above. Add anything else you like (sky, grass, bugs, flowers, clouds, etc.). Don't forget to color the cover if you want! Now you are ready to make the book. Turn the paper over, and fold on the line next to the number 5. Keep folding on the other lines, making your book smaller and smaller! Now open it up, and see your five dragons. As you sing the song, you can keep folding the book back up as the dragons "go away." At the end of the song, open it all the way up when the dragons come back!