

Five Funny Flamingos

by Nancy Stewart Copyright 2020

Flamingos are so interesting! Scientists think they stand on one leg to conserve energy. Here's a simple finger play or flannel board or movement song. Be sure to share some fun facts about flamingos with kids!

Finger Play: Hold up fingers to indicate number of flamingos for each verse, then have other hand buzz around them like bees.

Felt Board: Cut out flamingos and use on felt board. You can glue felt on the back to use on felt board. You'll find pictures to use on the next page.

Movement: Have children try to stand on one leg during each verse until the bees come along, then they can fly around and come back for next verse. Or divide children into bees and birds and they can take turns acting out the parts.






Five Funny Flamingos

Five funny flamingos standing on one leg in front of me
Then one funny flamingo flew away when she saw the bees,
Buzz buzz

(Repeat with 4, 3, 2)

Last verse:

One funny flamingo standing on one leg in front of me
Then one funny flamingo stayed put when she saw the bees
'cause she wasn't afraid of the bees, buzz buzz



Cut out and back with felt or small piece of Velcro to use with felt board