

Angel Band

This traditional song is a favorite, especially with young children. Its simple melody with counting and repetition makes it easy for the youngest children to sing, and the visuals I have added will extend its use both for classroom and home. Here are some ideas for using the printable pages:

IDEA 1:

Print out the pages and cut into quarters, separating the angels. You can then glue felt on the back so it will stick to your felt board, or attach a small piece of the loop side of sticky Velcro to each. You can then either place each one as the song is sung, or put them all up before singing and just point to each number during the song.

IDEA 2:

Print out the pages and cut into quarters, separating the angels. Back with card colored card stock or colored paper, and glue a popsicle stick in between. Children can then hold up their numbers as they are sung. If you have more than 10 children, just make duplicates.

IDEA 3:

Print out the pages and cut into quarters, separating the angels. Mix up the numbers, and have children put them in the correct order. Then sing the song. This is a great activity for parents and in-home caregivers to do with young children, but can also be done in the classroom.

This song also works well for “performance” in preschool holiday programs!

Angel Band


There was one, there were two, there were three little angels
There were four, there were five, there were six little angels
There were seven, there were eight, there were nine little angels
Ten little angels in the band

Oh wasn't that a band on Christmas morning,
Christmas morning, Christmas morning
Wasn't that a band on Christmas morning,
Christmas morning soon.





1



2




3



4



5



6




7



8



9



10