

The Owl Song

Children (and many adults!) have a hard time distinguishing a statement from a question. So I was thinking- who better to help clarify the question (no pun intended), than the questioning owl?

Read the activities below, and use the ones that fit the ages you work with. I receive many e-mails from ESL teachers around the world, and my hope is that this will also be a useful song for you in teaching those pesky interrogative pronouns (better known to us laymen as the five W's: who, what, when, where, why). Though a question doesn't have to contain these words, it's a good place to start.

Activities using printable pages:

1. Talk about what a question is, and have younger children "hunt" for the question marks.
2. Print out pages that illustrate lyrics, and follow along with the song. Note that the lyrics only have the questions, not the answers.
3. Mix up questions and answers, and help children decide which answer goes with which question.
4. Print out sheet with 5 W's, and cut into separate words. Pass around a basket and let each child take out a word, then form a question using it. Help younger children with reading if necessary. If children have a hard time thinking of a question, give them a noun as well. For instance, if a child draws the word "why?" he might also draw a picture of a cat. Then he might say, "Why do cats purr?" hint: If you need some animal pictures, use the ones provided in the "Jump" Song of the Month (March, 2010).
5. Print out the pages and make a book (punch holes and place in notebook), so children can read along with the song. Note that only the questions are in the song, but you can include the answer pages or not, depending on how you want to use it. Either print the pages as two-sided with the questions on the left, or place two papers in a page protector back to back.

The Owl Song

Who, who, who are you, the owl seems to say
Who, who, who are you, he's asking every day

Owl I have some questions for you
Where do you live and why do you "hoo?"
What do you eat and when do you sleep?
Yes, I have questions too

Who, who, who are you? (inst Children can make "hoo" sounds)
Who, who, who are you? (inst Children can make "hoo" sounds)

Owl I have some questions for you
Where do you live and why do you "hoo?"
What do you eat and when do you sleep?
Yes, I have questions too

Who, who, who are you
Yes, I have questions too






Who are you?



I am an owl.



Where do you live?



I live in a tree.






Why do you hoo?



I hoo because
I am an owl.




What do you eat?



I eat mice and bugs.



When do you sleep?



I sleep
during the day.

Cut apart the words, printing as many sheets as you need so that each child will have one. Place in a basket or other container and pass around the circle. Have children each draw a word and try to form a question using it. If they need help thinking of one, you can suggest and animal or other noun (**Why** did the **cat** jump?). *Hint: laminate these if you plan to reuse.

Who?

Who?

What?

What?

When?

When?

Where?

Where?

Why?

Why?