

Children's Singer & Songwriter Nancy Stewart

www.NancyMusic.com

In much of the United States and around the world, Christmas is the celebration of the birth of the Jesus. Every religion and culture that celebrates Christmas has stories of animals, and the part they played in the Christmas Story. It is said they warmed the baby Jesus with their breath, and are able to speak on Christmas Eve. Though the song below is simple enough for the youngest children to participate in, adding ASL signs will make it fun for the oldest children as well. See the notes below for modifying it different ages.

The Baby Jesus

(highlighted words may be signed, as directed below)

Come little **donkey**, **come** and **see**
The **baby Jesus** fast **asleep**

Come little **cow**, **come** and **see**
The **baby Jesus** fast **asleep**

Come little **pig**, **come** and **see**
The **baby Jesus** fast **asleep**

Come little **sparrow**, **come** and **see**
The **baby Jesus** fast **asleep**

Come little **children**, **come** and **see**
The **baby Jesus** fast **asleep**

ASL signs:

Signs are always confusing to read, and look harder than they are! If you would like to see animated versions of these and other signs, visit the link on my website and follow the directions. It's much easier when you can see them being done!

COME - natural sign, upright hand beckons

SEE - The right "v" hand, palm facing the body, placed with fingertips just below eyes. Hand swings straight out.

BABY - cradle arms and rock back and forth

JESUS - middle finger of one hand touches palm of other hand, repeat with other side

ASLEEP - Fingers of the right open hand, placed on forehead. The hand moves down and away from the head, with the fingers closing so that they all touch. The eyes close, and the head bows slightly as in sleep

ANIMALS

DONKEY - open hands straight up on either side of head, for donkey ears

COW: Hands with fingers closed, thumb and pinky out, placed at the temples with thumbs touching the head. Both hands are brought out and away simultaneously in a gentle curve


PIG - open hand under chin, palm facing floor. Fingers swing up and down.

SPARROW (BIRD): thumb and index finger form a beak. Hold in front of mouth, and open and close as a beak

CHILDREN: (sign indicates different heights of children) Down turned right palm, held before the body, makes series of movements from left to right, as if patting number of children on their heads.

Modifying for various ages:


1. For toddlers through young 3's : Print out and hold up the pictures on the following pages. Use only the signs for baby and sleep (head laying on hands).
2. For older 3's and 4's : teach signs above, or use simplified signs (head on hands for sleep, omit sign for Jesus). Print out and hold up the pictures on the following pages.
3. For 5's and older : Use all of the above signs, taking time to practice and say all of them several times before signing the song.




donkey



COW



pig



sparrow



children



baby